

TAB PROGRAM *at a Glance*

306

ENROLLED STUDENTS

DEMOGRAPHICS

GENDER

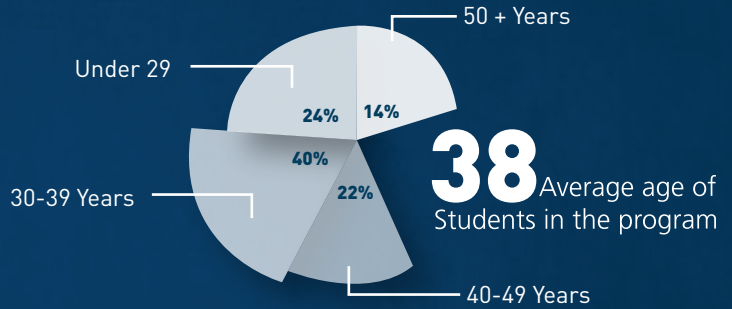


46%



54%

AGE GROUPS



VETERANS
8%

ETHNICITIES



96% OF STUDENTS TRANSFER CREDITS FROM PRIOR HIGHER EDUCATION INSTITUTIONS

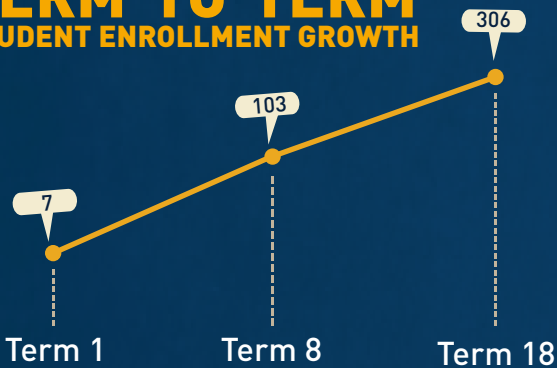
75% OF STUDENTS TRANSFER COMMUNITY COLLEGE CREDITS

LOCATION



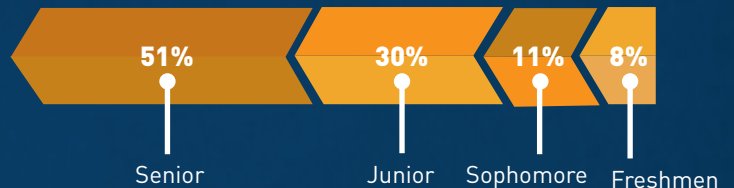
PERFORMANCE

TERM-TO-TERM STUDENT ENROLLMENT GROWTH



92% Term-to-term retention rate
85.5% Term-to-term SCHs Completion rate
Average SCHs Completed per TAB term: 5.46

ENROLLMENT BY CLASSIFICATION



Average Transfer Credits brought into the program: 69.47 SCHs

Average GPA for TAB students: 3.07 GPA

EFFICIENCY

On average, TAB graduates at A&M-Commerce have completed the program IN LESS THAN A YEAR.



- Cost to degree savings **\$8,720**
- Average cost to degree of our graduates **\$4,444.21**
*not including textbook costs

121 GRADUATES
84.7 AVG. SCHs TRANSFERED IN



- Average semester hours completed at A&M-Commerce to degree **47.69 SCHs**
- Average number of terms to completion **5.93 terms**
- Average number of Credits to Degree **132.39 SCHs**